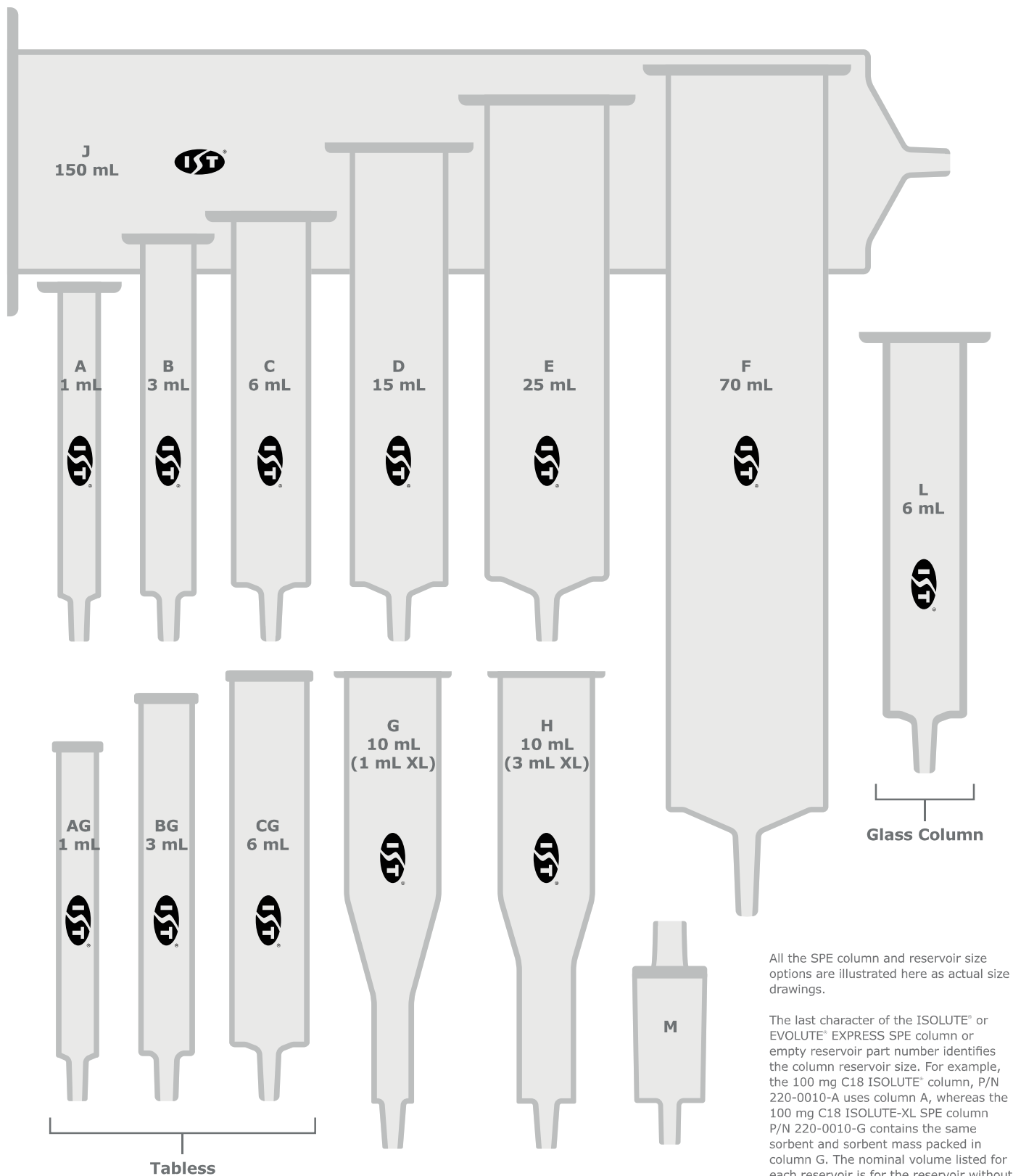


Sample Preparation Format Options

Sample Preparation Format Options

Actual Size Columns



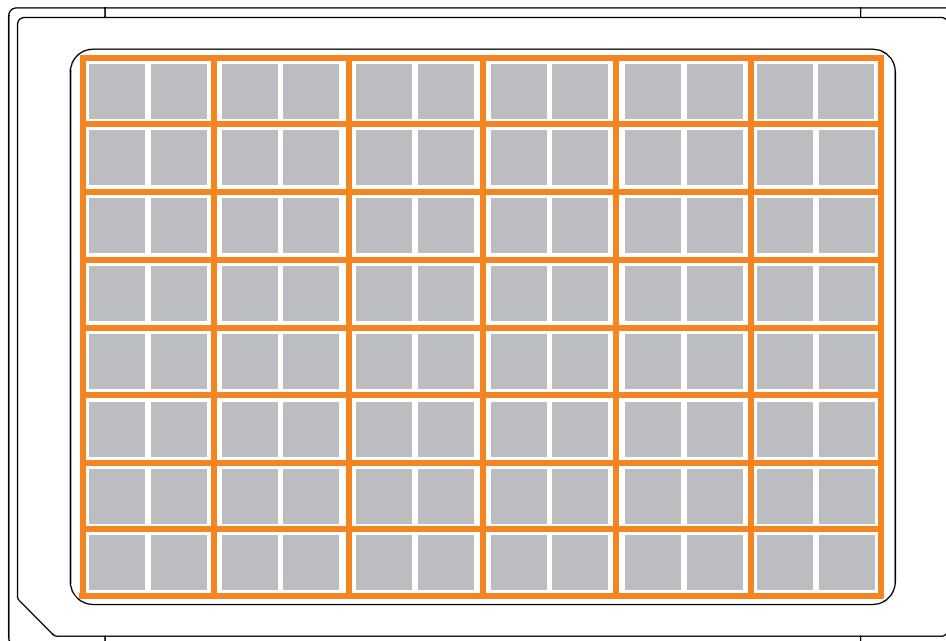
All the SPE column and reservoir size options are illustrated here as actual size drawings.

The last character of the ISOLUTE® or EVOLUTE® EXPRESS SPE column or empty reservoir part number identifies the column reservoir size. For example, the 100 mg C18 ISOLUTE® column, P/N 220-0010-A uses column A, whereas the 100 mg C18 ISOLUTE-XL SPE column P/N 220-0010-G contains the same sorbent and sorbent mass packed in column G. The nominal volume listed for each reservoir is for the reservoir without sorbent.

Tabless columns (1, 3 and 6 mL) for use on Biotage® PRESSURE+ and Biotage® Extrahera™ systems are also available.

Sample Preparation Format Options

Actual Size 48- and 96-Well Plate




— Shows the distribution of the wells in the 48-well format
part number suffix = Q01

■ Represents the 96-well format
part number suffix = P01

As with individual columns, the last character(s) of the part number identifies the format/column type. The suffix for 96-well plates is -P01; 48-well plates is -Q01.

Scale diagrams (actual size) of the 96-well and 48-well fixed well plates are shown below. To prevent cross talk when processing plates, well outlets should penetrate the collection plate correctly.



Side elevation (actual size) 96-well plate (top) and 48-well plate (bottom).